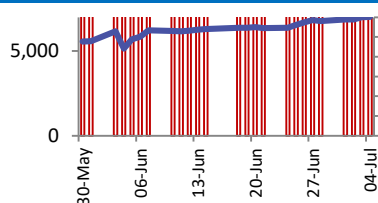
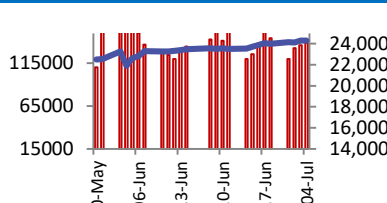


BSE



| | |
|--------------------|-------|
| 80,C,Open | 80322 |
| 75,C,High | 80393 |
| 65,C,Low | 79986 |
| 50,C,Close | 80050 |
| Change | 63 |
| Volume (Lacs) | 13318 |
| Turnover (Rs.inCr) | 10569 |

NSE



| | |
|--------------------|--------|
| Open | 24370 |
| High | 24401 |
| Low | 24281 |
| Close | 24302 |
| Change | 16 |
| Volume(Lacs) | 51087 |
| Turnover(Rs.in Cr) | 138453 |

| World Markets | Current | Previous | Pt. Chg | Var(%) |
|-------------------|---------|----------|---------|--------|
| Dow | 39308 | 39308 | Closed | Closed |
| Dow Futures | 39671 | 39636 | 35 | 0.1% |
| Nasdaq | 18188 | 18188 | Closed | Closed |
| FTSE | 8241 | 8171 | 70 | 0.9% |
| Nikkei | 41051 | 40914 | 137 | 0.3% |
| Hang Seng | 17906 | 18028 | (122) | -0.7% |
| Gift Nifty | 24340 | 24359 | (19) | -0.1% |
| Straits Singapore | 3425 | 3440 | (15) | -0.4% |
| South Korea | 2865 | 2825 | 40 | 1.4% |
| Taiwan | 23552 | 23523 | 29 | 0.1% |
| Shanghai | 2925 | 2958 | (33) | -1.1% |

| Commodity Prices | Current | Previous | Pt. Chg | Var(%) |
|----------------------|---------|----------|---------|--------|
| Copper (\$/MT) | 9883 | 9868 | 15.0 | 0.2% |
| Alumin (\$/MT) | 2523 | 2548 | (25.0) | -1.0% |
| Zinc (\$/MT) | 2987 | 2991 | (4.0) | -0.1% |
| Brent Crude (\$/bbl) | 87.0 | 87.0 | 0.0 | 0.0% |
| Gold (\$/Ounce) | 2362 | 2357 | 5.0 | 0.2% |
| Silver (\$/Ounce) | 31.0 | 30.0 | 1.0 | 3.3% |
| Light Crude (\$/bbl) | 84.0 | 84.0 | 0.0 | 0.0% |
| N G (\$/mmbtu) | 2.0 | 2.0 | 0.0 | 0.0% |
| Sugar (\$/MT) | 577.0 | 573.0 | 4.0 | 0.7% |
| Rubber (Rs./kg) | 206.0 | 206.0 | 0.0 | 0.0% |
| Baltic Dry Index | 2021 | 2064 | (43.0) | -2.1% |

| Currency Exchange Rate | Current | Previous | Var(%) |
|------------------------|---------|----------|--------|
| Rs./\$ rate | 83.50 | 83.53 | -0.04% |
| Rs./ Euro | 90.16 | 89.83 | 0.37% |
| Rs./Chinese Yuan | 11.49 | 11.49 | 0.00% |
| Yen /\$ rate | 160.97 | 161.28 | -0.19% |
| \$ US/Euro | 1.08 | 1.08 | 0.00% |

| Dollar Index | Current | Previous | Var(%) |
|--------------|---------|----------|--------|
| Dollar Index | 105.26 | 105.28 | -0.02% |

| Support/ Resistance Levels for Today | | |
|--------------------------------------|-------|----------------|
| | Nifty | Bank Nifty Fut |
| Support 1 | 24240 | 52900 |
| Support 2 | 24170 | 52640 |
| Resistance | 24440 | 53370 |

| Securities in Ban For Trade | |
|-----------------------------|------------|
| ABFRL | BANDHANBNK |
| HINDCOPPER | INDIACEM |
| PEL | |

Market Review

US: US markets were closed on account of US Independence Day 2024 on July 4, which is a federal holiday.

Asia: Asian markets were mostly up, with Japan's key benchmark hitting new highs on Friday, after scaling record peaks in the previous session.

India: The benchmark equity indices extended their record rally for the second consecutive session but ended little changed on Thursday as gains in information technology shares were offset by losses in HDFC Bank Ltd. The NSE Nifty 50 ended 15.65 points, or 0.06%, up at 24,302.15, while the S&P BSE Sensex was 62.87 points, or 0.08%, up at 80,049.67, closing above the 80,000 mark for the first time. **Market is expected to open on a flattish note and likely to witness range bound move during the day.**

Global economy: Canada's services economy moved back into contraction in June as a decline in new business weighed on the sector's performance even as inflation pressures cooled, according to S&P Global Canada services PMI data. The headline business activity index fell to 47.1 from 51.1 in May, posting its lowest level since March. A reading below 50 signals deterioration in activity. The reading for May was the first time in a year that the index had been above the 50 threshold.

Japanese household spending unexpectedly fell in May as higher prices continued to squeeze consumers' purchasing power, complicating the central bank's decision on how soon to raise interest rates. Many analysts expect consumption to rebound in coming months as big wage hikes offered by companies and a tax break aimed at cushioning the blow from rising living costs reach households. But the soft reading underscores the fragile nature of consumption, and casts doubt on the Bank of Japan's (BOJ) view a solid economic recovery will keep inflation durably around its 2% target - a prerequisite for raising interest rates.

Commodities: Gold prices edged up on Friday and were set for a second straight weekly gain, while traders awaited U.S. employment data to gauge the trajectory of the Federal Reserve's potential interest rate cuts.

Oil prices were little changed in Asian trade on Friday but were on track for a fourth straight week of gains and holding near their highest levels since late April on hopes of strong summer fuel demand and some supply concerns.

Currency: The U.S. dollar was hovering near three-week lows on Friday ahead of payrolls data that will likely influence the outlook for rates, while the pound was firm as the Labour party looked set to win a massive majority in the UK general election.

FII Derivative Transactions (Rs. Cr)

| Contracts | Purchase | | Sell | | Net | Open Interest (OI) | | OI (Previous day) | | Change | |
|--------------|-----------------|----------------|-----------------|----------------|----------------|--------------------|---------------|-------------------|---------------|-----------------|----------------|
| | Contract | Value | Contract | Value | | Contract | Value | Contract | Value | Contract | Value |
| Index Future | 53478 | 3582 | 40116 | 2684 | 898 | 580607 | 37869 | 563409 | 36654 | 17198 | 1215 |
| Index Option | 36555392 | 2357450 | 36825334 | 2375708 | (18258) | 3808632 | 261909 | 4697871 | 305457 | (889239) | (43548) |
| Stock Future | 308968 | 24432 | 327982 | 25922 | (1490) | 4028456 | 311538 | 4034934 | 311438 | (6478) | 100 |
| Stock Option | 483294 | 39211 | 483654 | 39299 | (88) | 431855 | 34086 | 392467 | 31003 | 39388 | 3083 |
| Total | 37401132 | 2424675 | 37677086 | 2443613 | (18938) | 8849550 | 645402 | 9688681 | 684552 | (839131) | (39150) |

| FII All Activity-BBG (Rs Cr) | Buy | Sell | Net |
|------------------------------|--------------|--------------|-------------|
| 27-Jun-24 | 33718 | 25960 | 7758 |
| 28-Jun-24 | 22819 | 21266 | 1553 |
| 1-Jul-24 | 13688 | 14182 | (494) |
| 2-Jul-24 | 14544 | 17051 | (2507) |
| 3-Jul-24 | 16500 | 12602 | 3899 |
| Month to date- July | 44732 | 43835 | 897 |
| FII (Prov.) (Rs Cr) | Buy | Sell | Net |
| 28-Jun-24 | 20606 | 20629 | (23) |
| 1-Jul-24 | 13206 | 13632 | (426) |
| 2-Jul-24 | 14551 | 16551 | (2000) |
| 3-Jul-24 | 18024 | 12540 | 5484 |
| 4-Jul-24 | 13837 | 11261 | 2576 |
| Month to date-July | 59619 | 53985 | 5633 |
| DII (Prov.) (Rs. Cr) | Buy | Sell | Net |
| 28-Jun-24 | 20973 | 14315 | 6658 |
| 1-Jul-24 | 16210 | 12293 | 3917 |
| 2-Jul-24 | 14203 | 13555 | 648 |
| 3-Jul-24 | 14121 | 15046 | (924) |
| 4-Jul-24 | 11303 | 13679 | (2375) |
| Month to date-July | 55838 | 54572 | 1266 |
| FII Debt - BBG (Rs. Cr) | Buy | Sell | Net |
| 27-Jun-24 | 2579 | 1633 | 946 |
| 28-Jun-24 | 5267 | 3060 | 2207 |
| 1-Jul-24 | 2133 | 970 | 1163 |
| 2-Jul-24 | 2661 | 2358 | 302 |
| 3-Jul-24 | 1812 | 1112 | 699 |
| Month to date- July | 6605 | 4441 | 2164 |

| Market Breadth | BSE | | NSE | |
|----------------|------|-----|------|-----|
| | No. | % | No. | % |
| Advance | 2117 | 53% | 1475 | 54% |
| Decline | 1821 | 45% | 1192 | 44% |
| Unchanged | 83 | 2% | 61 | 2% |

| Market Turnover | 04-Jul | 03-Jul | Var (%) |
|-----------------|----------|----------|---------|
| BSE Cash | 10569 | 8980 | 18% |
| NSE Cash | 138453 | 135926 | 2% |
| NSE Futures | 142651 | 164331 | -13% |
| NSE Options | 39561238 | 53936659 | -27% |
| Total (Rs.Cr) | 39852912 | 54245896 | -27% |

| Volatility Index | 04-Jul | 03-Jul |
|------------------|--------|--------|
| Volatility Index | 12.86 | 13.21 |

| Index PE - TTM | 04-Jul | Yr. High | Yr. Low |
|----------------|--------|----------|---------|
| Sensex | 24.4 | 26.0 | 21.8 |
| Nifty | 23.1 | 28.8 | 20.3 |

Corporate News

Mahindra Lifespaces closes two deals with a revenue potential of ₹2,050 crore in Bengaluru and Mumbai

Mahindra Lifespace Developers said that it has acquired a land in Bengaluru and bagged a redevelopment project in Mumbai comprising seven residential societies with a combined revenue potential of Rs.2,050 cr. (BS)

IRCON Bags ₹750 Cr Order From RVNL

The rail infra major in an exchange filing said that it has been awarded an LOA for an order from RVNL. The project involves the design, supply, installation, testing, and commissioning of the broad gauge ballastless track, as well as the supply of ballast and installation of the track .The order is worth around Rs.750.82 cr and is expected to be completed in 42 months.(TH)

Crompton Greaves inks pact with K Raheja to jointly redevelop CG House in Mumbai's Worli

Crompton Greaves has partnered with realty developer K Raheja Corp to jointly develop its CG House in Mumbai's Worli area. The development agreement will allow the developer to demolish an existing structure and construct one or more buildings on the land. The CG Power and Industrial Solutions and developer will receive a 50% share of the leasehold right and the developed building. (ET)

Economy

Tomato prices skyrocket in on tight supply

Tomato prices have surged to Rs 80 per kg in retail markets due to damaged road networks in Himachal Pradesh from heavy rains, reducing supplies to main consumption areas. The average retail price reached Rs 55 per kg on July 3, up from Rs 35 a month ago. The India Meteorological Department predicts more rain in tomato-growing regions, potentially causing further price hikes. Last year, flash floods pushed prices over ₹350 per kg, prompting McDonald's to temporarily halt tomato usage in some outlets. (ET)

International

China's BYD opens EV factory in Thailand, first in Southeast Asia

BYD opened an electric vehicle plant in Thailand, the automaker's first factory in Southeast Asia, a fast-growing regional EV market where it has become the dominant player Thailand is a regional auto assembly and export hub, and has long been dominated by Japanese car makers such as Toyota Motor, Honda Motor Co and Isuzu Motors (ET)

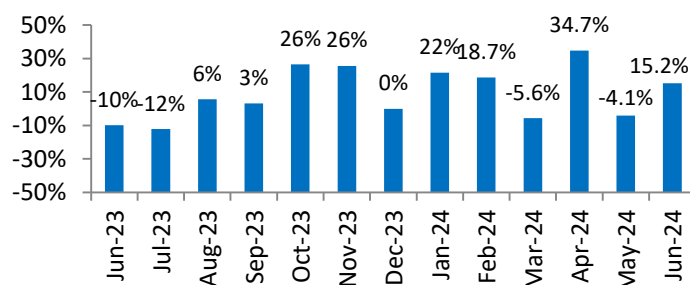
| Top 5 Nifty Gainers | 04-Jul | 03-Jul | Var(%) |
|---------------------|--------|--------|--------|
| HCLTECH | 1522 | 1481 | 2.8% |
| ICICIBANK | 1233 | 1202 | 2.6% |
| TATAMOTORS | 998 | 976 | 2.3% |
| SUNPHARMA | 1558 | 1534 | 1.6% |
| INFY | 1651 | 1627 | 1.4% |
| Top 5 Nifty Losers | 04-Jul | 03-Jul | Var(%) |
| HDFCBANK | 1727 | 1769 | -2.3% |
| BAJFINANCE | 7107 | 7259 | -2.1% |
| WIPRO | 531 | 539 | -1.5% |
| ADANIENT | 3144 | 3191 | -1.5% |
| TECHM | 1459 | 1480 | -1.4% |

| BSE Index Watch | Last | 1 day | 1 wk | 1 mth | 1 yr |
|-----------------|-------|-------|------|-------|--------|
| SENSEX | 80050 | 0.1% | 1.0% | 7.6% | 22.3% |
| MIDCAP | 47084 | 0.6% | 2.4% | 10.6% | 62.4% |
| SMLCAP | 53775 | 0.6% | 3.7% | 16.2% | 62.9% |
| AUTO | 57758 | 0.9% | 0.8% | 5.0% | 64.4% |
| BANKEX | 60444 | 0.2% | 0.3% | 8.3% | 18.7% |
| Capital Goods | 73985 | 0.3% | 1.9% | 12.7% | 81.7% |
| FMCG | 20726 | -0.2% | 1.1% | 0.4% | 7.6% |
| Health Care | 37866 | 1.2% | 3.0% | 6.4% | 46.5% |
| IT | 38535 | 1.1% | 4.4% | 14.1% | 28.0% |
| METAL | 33617 | 0.2% | 2.4% | 4.7% | 61.7% |
| Oil & Gas | 29628 | 0.0% | 2.0% | 8.3% | 58.5% |
| Power | 7996 | 0.3% | 0.5% | 9.4% | 98.0% |
| Realty | 8744 | 0.5% | 1.9% | 11.7% | 107.7% |

| NSE USD Futures | 04-Jul | 03-Jul | Var (%) |
|----------------------------|--------|--------|---------|
| July Expiry (Rs./\$) | 83.56 | 83.56 | 0.0% |
| August Expiry (Rs./\$) | 83.89 | 83.89 | 0.0% |
| Total Turnover (Rs. Crore) | 981 | 1672 | -41% |

| Sectors | TTM PE |
|------------------------|--------|
| Auto | 34.31 |
| Auto Ancillary | 52.91 |
| Banking | 15.87 |
| Engineering | 44.79 |
| Cement | 77.12 |
| Diamonds & Jewellery | 62.88 |
| Housing Finance | 25.09 |
| Infrastructure & Const | 32.01 |
| Metals-Aluminium | 41 |
| Metal - Steel | 19.39 |
| Oil Expl. | 16.6 |
| Pharma | 10.2 |
| Power – Gen. Supp. | 40.78 |
| Information Tech. | 25.24 |
| Sugar | 19.89 |
| Telecom Serv. Prov. | 87.09 |
| Tyres | 28.77 |

Hero Moto: Monthly Sales Volume Growth (YoY) (Source: Company data)



| 10 year G-Sec Yield | Current | Previous | Change |
|---------------------|---------|----------|--------|
| US | 4.37% | 4.36% | 1 bps |
| Japan | 1.08% | 1.08% | 0 bps |
| India | 7.00% | 7.00% | 0 bps |
| UK | 4.20% | 4.17% | 3 bps |
| Libor 3 Mths | 5.58% | 5.58% | 0 bps |

| Indian Eco Data | Current | Previous | Var(%) |
|----------------------------|---------|----------|---------|
| Forex Reserve (US\$ in bn) | 654 | 652 | 0.3% |
| Inflation - WPI | 2.61% | 1.26% | 135 bps |
| Inflation - CPI | 4.75% | 4.83% | (8) bps |

| India GDP | Q4FY24 | Q3FY24 | Var(%) |
|-----------|--------|--------|----------|
| Growth | 7.76% | 8.57% | (81) bps |

| Monetary Policy | Current | Previous | Change |
|--------------------------------------|---------|----------|--------|
| Repo Rate | 6.50% | 6.50% | 0 bps |
| Reverse Repo Rate | 3.35% | 3.35% | 0 bps |
| CRR | 4.50% | 4.50% | 0 bps |
| O/S Banking System Liquidity (Rs bn) | 1276 | 1269 | 6.6 |

| IIP Growth % | Jan-24 | Jan-23 | Apr-Feb |
|---------------|--------|--------|---------|
| IIP | 5.0 | 4.6 | 6.3 |
| Mining | 5.9 | 9.0 | 8.5 |
| Manufacturing | 3.2 | 4.5 | 5.7 |
| Electricity | 5.6 | 12.7 | 7.0 |

Bulk Deal As On 04/07/24

BSE

| Security Code | Security Name | Client Name | Deal | Quantity | Price |
|---------------|---------------|---|------|----------|---------|
| 539277 | ALSTONE | MULTIPLIER SHARE & STOCK ADVISORS PRIVATE LIMITED | S | 13700000 | 0.98 |
| 539277 | ALSTONE | MULTIPLIER SHARE & STOCK ADVISORS PRIVATE LIMITED | B | 5001668 | 0.98 |
| 539277 | ALSTONE | TOPGAIN FINANCE PRIVATE LIMITED | S | 7909256 | 0.93 |
| 539277 | ALSTONE | TOPGAIN FINANCE PRIVATE LIMITED | B | 18409256 | 0.93 |
| 531991 | AMRAAGRI | JAI VINAYAK SECURITIES | S | 675181 | 1.49 |
| 531991 | AMRAAGRI | JAI VINAYAK SECURITIES | B | 419056 | 1.48 |
| 531991 | AMRAAGRI | MULTIPLIER SHARE & STOCK ADVISORS PRIVATE LIMITED | S | 1107670 | 1.44 |
| 531991 | AMRAAGRI | MULTIPLIER SHARE & STOCK ADVISORS PRIVATE LIMITED | B | 2811048 | 1.44 |
| 531991 | AMRAAGRI | SETU SECURITIES PVT. LTD. | S | 2019547 | 1.44 |
| 531991 | AMRAAGRI | SETU SECURITIES PVT. LTD. | B | 2019547 | 1.44 |
| 531991 | AMRAAGRI | VAIDEHI RAGHUVVEER SHIDORE | S | 610000 | 1.44 |
| 526847 | ASHSI | SWAGAT TREXIM PRIVATE LIMITED | S | 70698 | 40.49 |
| 539872 | BAJAJHCARE | MAA SHARDA DISTRIBUTORS PRIVATE LIMITED | S | 145189 | 329.47 |
| 531158 | CATVISION | RICHA NIKHIL SONTHALIA | S | 34000 | 36.5 |
| 512379 | CRESSAN | INTEX COMMOSALES LLP | S | 2719741 | 11.22 |
| 539190 | DFL | CINCO STOCK VISION LLP | B | 25000 | 38.23 |
| 504351 | EMPOWER | MULTIPLIER SHARE & STOCK ADVISORS PRIVATE LIMITED | B | 7500000 | 2.58 |
| 526468 | EUROLED | DINESH JETHANI | S | 36857 | 23 |
| 526468 | EUROLED | NARENDRA BABU KADATHUR HARIDAS | B | 32940 | 23 |
| 540190 | FRANKLININD | PARESH DHIRAJLAL SHAH | B | 771920 | 4.99 |
| 540190 | FRANKLININD | PRANAV PARESH SHAH | S | 1199982 | 4.99 |
| 531911 | GALAGEX | GB HOSPITALITY (INDIA) PRIVATE LIMITED | B | 22500 | 46.68 |
| 535917 | GCMCOMM | ROHAN VIRAJ MALHOTRA | B | 66000 | 7.35 |
| 544199 | GEMENVIRO | GLOBALWORTH SECURITIES LIMITED | S | 118400 | 200.35 |
| 544199 | GEMENVIRO | GLOBALWORTH SECURITIES LIMITED | B | 1600 | 200.35 |
| 544199 | GEMENVIRO | MULTIPLIER SHARE & STOCK ADVISORS PRIVATE LIMITED | S | 428800 | 200.35 |
| 544199 | GEMENVIRO | MULTIPLIER SHARE & STOCK ADVISORS PRIVATE LIMITED | B | 70400 | 200.35 |
| 544199 | GEMENVIRO | PARESH DHIRAJLAL SHAH | S | 124800 | 200.35 |
| 544199 | GEMENVIRO | PARESH DHIRAJLAL SHAH | B | 1600 | 200.35 |
| 544199 | GEMENVIRO | TOPGAIN FINANCE PRIVATE LIMITED | S | 179200 | 200.35 |
| 544199 | GEMENVIRO | TOPGAIN FINANCE PRIVATE LIMITED | B | 4800 | 200.35 |
| 544199 | GEMENVIRO | VENKATA NAGARAJU PADALA | B | 192000 | 200.35 |
| 544199 | GEMENVIRO | VINOD KUMAR | B | 145600 | 200.35 |
| 540614 | GGENG | MULTIPLIER SHARE & STOCK ADVISORS PRIVATE LIMITED | S | 8532554 | 2.76 |
| 540614 | GGENG | MULTIPLIER SHARE & STOCK ADVISORS PRIVATE LIMITED | B | 8532545 | 2.74 |
| 532424 | GODREJCP | BNG SUCCESSOR TRUST | S | 745000 | 1367.05 |
| 532424 | GODREJCP | GODREJ SEEDS & GENETICS LIMITED | B | 745000 | 1367.05 |
| 532424 | GODREJCP | GODREJ SEEDS & GENETICS LIMITED | B | 1000000 | 1367.05 |
| 532424 | GODREJCP | GODREJ SEEDS & GENETICS LIMITED | B | 1312000 | 1367.05 |
| 532424 | GODREJCP | HNG FAMILY TRUST | S | 1000000 | 1367.05 |
| 532424 | GODREJCP | SNG SUCCESSOR TRUST | S | 1312000 | 1367.05 |
| 513309 | GOLKONDA | ARUN JAIN | S | 28395 | 14.67 |
| 530663 | GOYALASS | VANDANATIWARI | S | 152113 | 2.05 |
| 530663 | GOYALASS | VANDANATIWARI | B | 359989 | 1.99 |
| 530663 | GOYALASS | YOGESHKUMARSHUKLA | B | 552459 | 1.97 |
| 530663 | GOYALASS | YUGA STOCKS AND COMMODITIES PRIVATE LIMITED . | S | 500000 | 2 |
| 505712 | HIMTEK | F3 ADVISORS PRIVATE LIMITED | S | 15008 | 202.5 |
| 505712 | HIMTEK | F3 ADVISORS PRIVATE LIMITED | B | 51101 | 200.64 |

| | | | | | |
|--------|------------|---|---|----------|--------|
| 538838 | ICL | 2BROTHERS TEXTILES PRIVATE LIMITED | S | 45560 | 80.07 |
| 540377 | IFL | MAHADEV MANUBHAI MAKVANA | S | 1698351 | 1.47 |
| 540377 | IFL | NIKHIL RAJESH SINGH | S | 4727306 | 1.48 |
| 539449 | IGCIL | MULTIPLIER SHARE & STOCK ADVISORS PRIVATE LIMITED | B | 19000 | 36.63 |
| 539449 | IGCIL | RAJU HARIHARAN | B | 13600 | 36.61 |
| 540134 | IISL | KOSIMAYANP | B | 50001 | 8.72 |
| 532154 | JOHNPHARMA | MULTIPLIER SHARE & STOCK ADVISORS PRIVATE LIMITED | S | 38463 | 1.15 |
| 532154 | JOHNPHARMA | MULTIPLIER SHARE & STOCK ADVISORS PRIVATE LIMITED | B | 2777253 | 1.15 |
| 535730 | KHOBSURAT | ANKIT MAHENDRABHAI PARLESHA | S | 18900000 | 1.32 |
| 535730 | KHOBSURAT | MULTIPLIER SHARE & STOCK ADVISORS PRIVATE LIMITED | B | 5000000 | 1.32 |
| 535730 | KHOBSURAT | PRADEEP BABULAL SHAH | B | 6905000 | 1.32 |
| 535730 | KHOBSURAT | VIKI JAYESHKUMAR SHAH | B | 3866000 | 1.32 |
| 539762 | MEAPL | MOHIT VINODKUMAR AGRAWAL | S | 22718 | 157.25 |
| 535910 | MMLF | KARMRAJSINH RAJENDRASINH PARMAR | S | 64401 | 157.45 |
| 535910 | MMLF | KARMRAJSINH RAJENDRASINH PARMAR | B | 100 | 157.3 |
| 521105 | OLYMPX | MEENAKSHI KANOONGO | S | 146517 | 74.35 |
| 540386 | ONTIC | ASHISH N SHAH | S | 621651 | 0.66 |
| 540386 | ONTIC | NOBLE POLYMERS LIMITED NOBLE | B | 583974 | 0.68 |
| 526345 | PANJON | MEENAXI KISHORE BHATIA | B | 93337 | 21.09 |
| 526345 | PANJON | MONOTYPE INDIA LIMITED | S | 107551 | 21.28 |
| 531280 | PANKAJPO | SHAH MITA DIPAK | S | 29020 | 11.93 |
| 536659 | PVVINFRA | CHAUSA TECHNOLOGIES PRIVATE LIMITED | B | 146100 | 20.22 |
| 536659 | PVVINFRA | CTIL MEDIA PRIVATE LIMITED | B | 175900 | 19.99 |
| 536659 | PVVINFRA | GRAI CONSTRUCTIONS LLP | S | 194364 | 20.18 |
| 536659 | PVVINFRA | KOTVAK LOGISTICS LLP | S | 198000 | 19.99 |
| 543248 | RBA | HDFC MUTUAL FUND | B | 4550000 | 110.46 |
| 544170 | SAI | SOMANI VENTURES AND INNOVATIONS LIMITED | S | 60000 | 57.67 |
| 531893 | SAWABUSI | SETU SECURITIES PVT. LTD. | S | 3189693 | 0.76 |
| 506906 | SCBL | GIRIDHAR GUPTA SOMISETTY | S | 55000 | 2.96 |
| 539217 | SRESTHA | SONAR BANGLA CAREER ACADEMY PRIVATE LIMITED | S | 3460565 | 1.97 |
| 543745 | SVS | YELLOWSTONE VENTURES LLP | B | 186000 | 10.88 |
| 521005 | TITANIN | BHAJEE PORTFOLIO PRIVATE LIMITED | S | 90725 | 48.14 |
| 521005 | TITANIN | KAMLESH VERMA | B | 149000 | 49.08 |
| 521005 | TITANIN | KOTVAK LOGISTICS LLP | S | 205794 | 48.86 |
| 521005 | TITANIN | SUDHIR KUMAR VERMA | B | 90000 | 48.74 |
| 519367 | TRANSFD | ADITIWARI | S | 794 | 145 |
| 519367 | TRANSFD | KETAN RASHIKLAL DOSHI | B | 825 | 144.99 |
| 531025 | VISAGAR | CAMELLIA TRADEX PRIVATE LIMITED | S | 5500000 | 1.12 |
| 531025 | VISAGAR | NITIN BAKSHI | S | 3934002 | 1.11 |
| 531025 | VISAGAR | SAHASTRAA ADVISORS PRIVATE LIMITED | S | 5808926 | 1.1 |
| 531025 | VISAGAR | SAHASTRAA ADVISORS PRIVATE LIMITED | B | 2941826 | 1.05 |
| 533427 | VMS | BHAJEE PORTFOLIO PRIVATE LIMITED | S | 158793 | 43.17 |
| 522209 | YOGISUNG | RAMA KRISHNA REDDY SEELAM | S | 100000 | 13.01 |

NSE

| Security Code | Security Name | Client Name | Deal | Quantity | Price |
|---------------|---------------------------|---|------|----------|---------|
| AHL | Abans Holdings Limited | GENESIS GRAND GENERAL TRADING L.L.C | BUY | 350000 | 490.87 |
| AGARWALFT | Agarwal Float Glass I Ltd | UMA SHANKAR AGARWAL | SELL | 69000 | 70.29 |
| AMEYA | Ameya Precision Eng Ltd | PRADEEPTA KUMAR SETHY | SELL | 40000 | 125.44 |
| BAJAJHCARE | Bajaj Healthcare Limited | MAA SHARDA DISTRIBUTORS PRIVATE LIMITED | SELL | 165000 | 331.4 |
| CIGNITITEC | Cigniti Technologies Ltd | ASHIKA CREDIT CAPITAL LIMITED | SELL | 199315 | 1395.07 |
| CIGNITITEC | Cigniti Technologies Ltd | COFORGE LIMITED | BUY | 3021293 | 1412.25 |
| CMMIPL | CMM Infracore Limited | SOUTH GUJARAT SHARES & SHARE BROKERS LIMITED | SELL | 204000 | 2.2 |
| CUPID | Cupid Limited | MINERVA VENTURES FUND | SELL | 1500000 | 87.64 |
| DAVANGERE | Davangere Sugar Company | ELUHIM LIMITED | SELL | 5000000 | 9.9 |
| DTL | Diensten Tech Limited | CAMELLIA TRADEX PRIVATE LIMITED | BUY | 49200 | 264.6 |
| DTL | Diensten Tech Limited | MULTIPLIER SHARE & STOCK ADVISORS PRIVATE LIMITED | BUY | 51600 | 264.05 |
| DTL | Diensten Tech Limited | SELVAMURTHY AKILANDESWARI | BUY | 42000 | 263.65 |
| DTL | Diensten Tech Limited | SHARE INDIA SECURITIES LIMITED | SELL | 76800 | 261.97 |
| DURLAX | Durlax Top Surface Ltd | BALGOPAL COMMERCIAL LIMITED | SELL | 136000 | 85.45 |
| DURLAX | Durlax Top Surface Ltd | BLUESKY INFRA DEVELOPERS PRIVATE LIMITED | SELL | 236000 | 85.15 |
| DURLAX | Durlax Top Surface Ltd | EVERMORE SHARE BROKING PRIVATE LIMITED | SELL | 180000 | 86.92 |
| DURLAX | Durlax Top Surface Ltd | GLOBALWORTH SECURITIES LIMITED | SELL | 318000 | 88.01 |
| DURLAX | Durlax Top Surface Ltd | MANSI SHARE AND STOCK ADVISORS PVT LTD | SELL | 114000 | 87.95 |
| DURLAX | Durlax Top Surface Ltd | SELVAMURTHY AKILANDESWARI | BUY | 84000 | 84.98 |
| FLEXITUFF | Flexituff Inter Limited | TPG GROWTH II SF PTE LTD | SELL | 1227273 | 30.67 |
| GODHA | Godha Cabcon Insulat Ltd | CAMELLIA TRADEX PRIVATE LIMITED | SELL | 10000000 | 1.06 |
| GODHA | Godha Cabcon Insulat Ltd | MANJU YADAV | BUY | 9000000 | 1.06 |
| HRHNEXT | HRH Next Services Limited | RAVI ASHOK KOTHARI | BUY | 57000 | 34 |
| KSHITIJPOL | Kshitij Polyline Limited | SANKET JAIN | SELL | 300000 | 7.98 |
| MEDIORG | Medicamen Organics Ltd | MULTIPLIER SHARE & STOCK ADVISORS PRIVATE LIMITED | BUY | 60000 | 131.85 |
| NARMADA | Narmada Agrobases Limited | KETAN KESHAVJI SHAH | SELL | 99897 | 24.03 |
| ORIENTALTTL | Oriental Trimex Limited | JIGNA V DESAI | BUY | 192139 | 11.5 |
| RAMASTEEL | Rama Steel Tubes Limited | AVIATOR GLOBAL INVESTMENT FUND | SELL | 13042825 | 11.3 |
| SAKUMA | Sakuma Exports Limited | AL MALAKI FOODSTUFF TRADING LLC | SELL | 2500000 | 31.32 |
| SAKUMA | Sakuma Exports Limited | MANOJKUMAR MADHAVLAL CHAUDHARI | SELL | 7258153 | 31.32 |
| SAKUMA | Sakuma Exports Limited | MATHISYS ADVISORS LLP | SELL | 1976999 | 32.51 |
| SETCO | Setco Automotive Ltd | SHUBHAM FINANCIAL SERVICES | BUY | 819686 | 14.84 |
| SYLVANPLY | Sylvan Plyboard (India) L | VISHAL BIPINKUMAR DOSHI | BUY | 100000 | 70.35 |
| UMAEXPORTS | Uma Exports Limited | BLUESKY INFRA DEVELOPERS PRIVATE LIMITED | SELL | 325000 | 86.28 |
| UMAEXPORTS | Uma Exports Limited | WORTHY DISTRIBUTORS PRIVATE LIMITED | BUY | 325000 | 86.28 |
| VISAMAN | Visaman Global Sales Ltd | AMRUTLAL GORDHANDAS THOBHANI | BUY | 159000 | 40.65 |
| VISAMAN | Visaman Global Sales Ltd | MULTIPLIER SHARE & STOCK ADVISORS PRIVATE LIMITED | SELL | 78000 | 40.65 |
| VISAMAN | Visaman Global Sales Ltd | YUGA STOCKS AND COMMODITIES PRIVATE LIMITED . | SELL | 90000 | 40.65 |

Disclosure:

Research Reports that are published by Nirmal Bang Securities Private Limited (hereinafter referred to as "NBSPL") are for private circulation only. NBSPL is a registered Research Analyst under SEBI (Research Analyst) Regulations, 2014 having Registration no. INH000001766. NBSPL is also a registered Stock Broker with National Stock Exchange of India Limited, BSE Limited, Metropolitan Stock Exchange of India Limited, Multi Commodity Exchange of India Limited and , National Commodity and Derivative Exchange Limited in Capital Market , Equity and Commodities derivatives segments and Currency Derivatives Segment .

NBSPL has other business divisions with independent research teams separated by Chinese walls, and therefore may, at times, have different or contrary views on stocks and markets.

NBSPL or its associates have not been debarred / suspended by SEBI or any other regulatory authority for accessing / dealing in securities Market since last 20 years. NBSPL, its associates or analyst or his relatives do not hold any financial interest (Except Investment) in the subject company. NBSPL or its associates or Analyst do not have any conflict or material conflict of interest at the time of publication of the research report with the subject company. NBSPL or its associates or Analyst or his relatives may or may not hold beneficial ownership of 1% or more in the subject company at the end of the month immediately preceding the date of publication of this research report.

NBSPL or its associates / analyst has not received any compensation / managed or co-managed public offering of securities of the company covered by Analyst during the past twelve months. NBSPL or its associates have not received any compensation or other benefits from the company covered by Analyst or third party in connection with the research report. Analyst has not served as an officer, director or employee of Subject Company. NBSPL / analyst has not been engaged in market making activity of the subject company.

Analyst Certification: The research analysts and authors of these reports, hereby certify that the views expressed in this research report accurately reflects my/our personal views about the subject securities, issuers, products, sectors or industries. It is also certified that no part of the compensation of the analyst(s) was, is, or will be directly or indirectly related to the inclusion of specific recommendations or views in this research. The analyst(s) principally responsible for the preparation of this research report and has taken reasonable care to achieve and maintain independence and objectivity in making any recommendations.

Disclaimer:

The Research Report is for the personal information of the authorized recipient and does not construe to be any investment, legal or taxation advice. NBSPL is not soliciting any action based upon it. Nothing in the research report shall be construed as a solicitation to buy or sell any security or product, or to engage in or refrain from engaging in any such transaction. In preparing the research report, we did not take into account the investment objectives, financial situation and particular needs of the reader.

The research report has been prepared for the general use of the clients of NBSPL and must not be copied, either in whole or in part, or distributed or redistributed to any other person in any form. If you are not the intended recipient you must not use or disclose the information in the research report in any way. Though disseminated to all the customers simultaneously, not all customers may receive the research report at the same time. NBSPL will not treat recipients as customers by virtue of their receiving the research report. The research report is not directed or intended for distribution to or use by any person or entity resident in a state, country or any jurisdiction, where such distribution, publication, availability or use would be contrary to law, regulation or which would subject NBSPL & its group companies to registration or licensing requirements within such jurisdictions.

The report is based on the information obtained from sources believed to be reliable, but we do not make any representation or warranty that it is accurate, complete or up-to-date and it should not be relied upon as such. We accept no obligation to correct or update the information or opinions in it. NBSPL or any of its affiliates or employees shall not be in any way responsible for any loss or damage that may arise to any person from any inadvertent error in the information contained in the research report. NBSPL or any of its affiliates or employees do not provide, at any time, any express or implied warranty of any kind, regarding any matter pertaining to this report, including without limitation the implied warranties of merchantability, fitness for a particular purpose, and non-infringement. The recipients of the research report should rely on their own investigations.

This information is subject to change without any prior notice. NBSPL reserves its absolute discretion and right to make or refrain from making modifications and alterations to this statement from time to time. Nevertheless, NBSPL is committed to providing independent and transparent recommendations to its clients, and would be happy to provide information in response to specific client queries.

Before making an investment decision on the basis of research report, the reader needs to consider, with or without the assistance of an adviser, whether the advice is appropriate in light of their particular investment needs, objectives and financial circumstances. There are risks involved in securities trading. The price of securities can and does fluctuate, and an individual security may even become valueless. International investors are reminded of the additional risks inherent in international investments, such as currency fluctuations and international stock market or economic conditions, which may adversely affect the value of the investment. Opinions expressed are subject to change without any notice. Neither the company nor the director or the employees of NBSPL accept any liability whatsoever for any direct, indirect, consequential or other loss arising from any use of the research report and/or further communication in relation to the research report. Here it may be noted that neither NBSPL, nor its directors, employees, agents or representatives shall be liable for any damages whether direct or indirect, incidental, special or consequential including lost revenue or lost profit that may arise from or in connection with the use of the information contained in the research report.

Copyright of this document vests exclusively with NBSPL.

Our reports are also available on our website

Registration granted by SEBI and certification from NISM in no way guarantee performance of NBSPL or provide any assurance of returns to investors.

Nirmal Bang Research (Division of Nirmal Bang Securities Pvt. Ltd.)

B-2, 301/302, Marathon Innova,
Opp. Peninsula Corporate Park
Off. Ganpatrao Kadam Marg
Lower Parel(W), Mumbai-400013
Board No. : 91 22 6723 8000/8001
Fax. : 022 6723 8010